

Quark Tips

STEP AND REPEAT

The Castle Press
1222 North Fair Oaks Avenue
Pasadena, CA 91103
800-794-0858
www.castlepress.com

GLOSSARY

Step and Repeat Creating multiple copies of an original with specific horizontal and vertical offsets.

In QuarkXPress, you can duplicate items multiple times by using Step and Repeat. It is useful for laying out charts and other elements that contain evenly spaced duplicates of an item. The Step and Repeat dialog box contains Horizontal and Vertical fields.

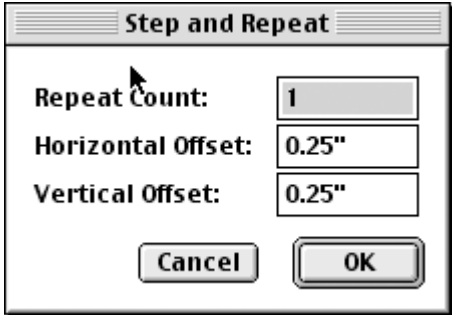
Choose Item → Step and Repeat and specify the number of copies you want in the Repeat Count field.

To specify the duplicates distance to the left or right of the original, enter a value in the Horizontal Offset field. A negative value places copies to

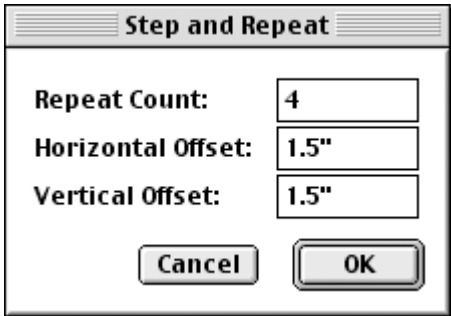
the left and a positive value places copies to the right of the original.

To specify the duplicates distance above or below the original, enter a value in the Vertical Offset field. A negative value places copies above and a positive value places copies below the original.

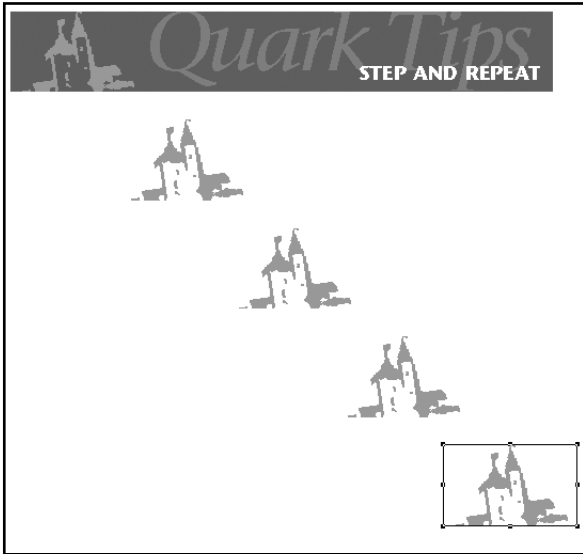
You cannot enter values in the Step and Repeat dialog that would place items outside the current page's pasteboard.



A Step and Repeat dialog box with default settings



B Step and Repeat dialog box showing count and offsets for Illustration C



C The results of Illustration B